

continued triggering. You can correct this by reducing the sensitivity level.

*Note: Do not try to instigate barking from your dog to find out if Bark Free will stop them from barking. A dog will always bark if harassed.*

**Test Button:**

Pushing the test button will lower the ultrasonic frequencies to an audible human level. This way you can hear the different ultrasonic features. To avoid hearing damage, do not use the Test button for long periods of time and do not allow children to play with the test switch.

**Power:**

The Bark Free is powered by a 12V center pin (+) DC adapter, included. Use the 50' extension cord if needed, also included.

*Note: The transformer case is not weather resistant and must be plugged indoors if not using a weather resistant outdoor case. A protected casing is available at your local hardware store.*

### WHAT RESULTS TO EXPECT

There are no 100% perfect cures that stop 100% of the barking, this includes the Bark Free. Within a few days, if you haven't noticed a significant reduction in the overall amount of barking especially at night, then you have a more serious problem than just simple unnecessary nuisance and boredom barking. Some of the more severe problems include:

**Protective Barking-**They may bark at trespassers or neighbors that tease or threaten them.

**Dogs Trained to Bark-**They may inadvertently be trained to bark, by receiving attention (both positive and negative) for barking.

**Feeding Time and Work Time Barking-**We recommend that you disconnect Bark Free when feeding. When walking one dog and leaving others behind, get out of sight as soon as possible.

**Hearing Problems-**Deaf dogs will not react to Bark Free. Dogs with high frequency hearing damage may react to the audible setting. However you and your neighbors may hear it.

**High Stress Environments-**Bark Free is not recommended for boarding kennels, animal shelters and grooming salons. These locations generate protective and fear barking.

## LENTEK WARRANTY

Purchase Date \_\_\_\_\_

**This Limited Warranty is effective upon purchase. Please complete the attached Registration and return to Lentek International.**

1. Lentek International warrants this product to be free of manufacturing defects. Should any such defect develop or become evident within ONE year from the date of purchase, Lentek International will replace the entire product or, at its option, repair or replace the defective part(s) without charge.
2. Securely pack the entire unit. Be sure carton clearly identifies sender by name and address. Attach a letter or card describing the defect. Original receipt of purchase must be included in returned package for warranty coverage.
3. This warranty is void if damage or malfunction is due to abuse or failure to operate product in accordance with instructions and on recommended electrical current.

Mail prepaid via insured parcel post to:

**LENTEK INTERNATIONAL • WARRANTY DEPARTMENT  
1629 PRIME COURT • SUITE 800 • ORLANDO, FL 32809**



LENTEK INTERNATIONAL INC.  
P.O. Box 593812  
Orlando, FL 32859-3812

visit us on the web: [www.lentek.com](http://www.lentek.com)

Phone: 407-857-8786  
Fax: 407-857-4045  
Toll Free: 888-3LENTEK  
Email: customerservice@lentek.com

© 2002 Lentek International. All rights reserved.  
All specifications are subject to change without notice.  
Dimensions are approximate.

REVINSTPC06-0202

PC06

# BARK FREE®

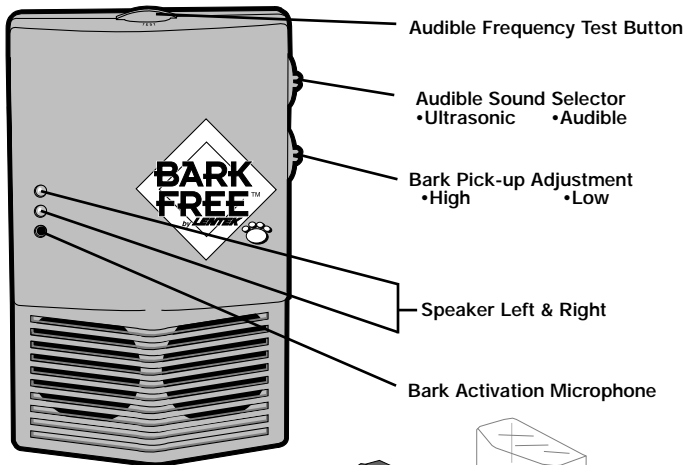
## CONTROL A DOG'S BARKING HABIT



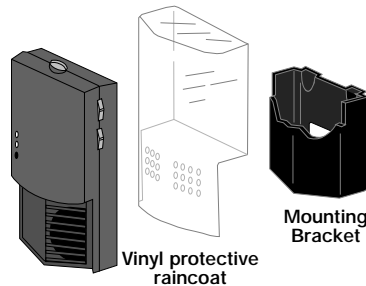
Instruction  
guide



## FUNCTIONS:



- Up to 25 ft. radius coverage area
- 50 ft. outdoor power extension cord
- Twin dual piezo-ceramic transducers
- 2 year manufacturer warranty



## DIRECTIONS FOR USE:

### Mounting Locations:

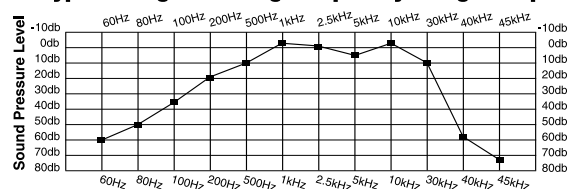
The best place to locate the Bark Free system is slightly above and facing the dogs. The Bark Free will detect barking up to 25 feet away, so mount the unit for dogs within the 25 feet. Be sure that your dogs cannot reach the unit, they may chew it up. Also be sure that extension cords are not within their reach. The Bark Free can be mounted or placed free standing in a desirable location. If using

indoors, place Bark Free in a room where the dog is often known to bark.  
**Note:** If you place the unit in a room and your dog is in another room, Bark Free can be effective but results may not be as significant.

### Mounting Outdoors:

Bark Free is weather resistant, but not waterproof. It comes with a vinyl cover to protect against rain, sprinkler systems, and other sources of water. Direct exposure to water will temporarily reduce the sensitivity of the microphone and speakers. Outdoors, Bark Free may be triggered by loud sounds other than barking. Try to avoid mounting in damp and high wind areas. If water enters the unit through the speaker holes, lay the unit down to allow water to drain out. If the unit stops working when wet, it will resume operation when dry. Controls can be used without removing the vinyl raincoat. This clear cover is resistant to heat, cold, and ultraviolet light. The bracket includes mounting slots and screws for fastening unit to a tree or post.

### Typical Dog's Hearing Frequency Range Graph



### Bark Pick-Up Sensitivity Adjustments:

This adjustment allows you to control how loud the bark must be to trigger the correction tone, while eliminating any false triggering. Make this adjustment on a calm day if the system is mounted outdoors. To adjust the sensitivity, first set the audible sound selector (located above the sensitivity switch) to audible. This lowers the correction tone frequency, so that you hear the tone. Move away from the unit and listen. If you do not hear the tone each time you hear barking, adjust to the higher sensitivity level or move the unit closer to the dog. If you hear the tone without hearing the barking, adjust to the lower sensitivity level. Larger dogs react better to lower tones while smaller dogs have a better reaction to higher tones. When you have the sensitivity adjusted, reset the switch to "ultrasonic" (if desired). Use the lowest possible sensitivity setting that will respond consistently to barking. If it is set to high other sounds, may trigger the unit. The "Novel Stimulus" aspect of the tone will then be lost and your dogs will learn to ignore Bark Free. Also be sure that the background noise level is not too high or it will cause

Dear Customer,

Thank you and congratulations on your purchase of this ingenious device. This product is the latest in new technology from Lentek™. We back our product with a one (1) year limited warranty. Your satisfaction is very important to us.

Visit our website at: [www.lentek.com](http://www.lentek.com) and view the rest of our products, such as our Sila® line, Pet Appliance™, Biagianté™ and PestContro™ pest control devices. While you're there, register your new purchase, sign up to receive our newsletter, and learn more about our company.

Questions can also be asked on our website, or you can call: 1-888-3-LENTEK, or 407-857-8786 or contact your local Lentek dealer.

We look forward to serving you, now and in the future.

Enjoy!

Joe  
Joe Durek  
CEO

Lou  
Lou Lentine  
President

QUESTIONS  
call

888-3-LENTEK