

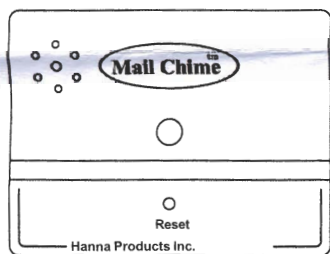
User's Manual

Mail Chimetm

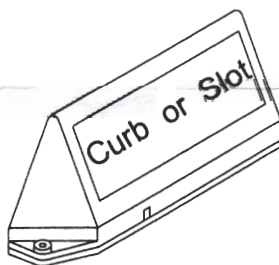
How It Works

When the mailbox door is opened, the Receiver in the house will buzz four times and display a red LED light. Press the reset button to reset.

Package Contents

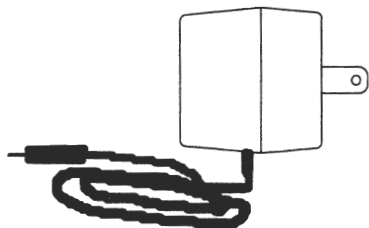


Receiver

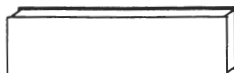


Sensor

(12 volt A23 battery included)

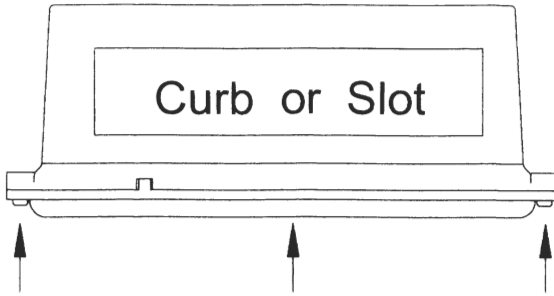


AC adaptor

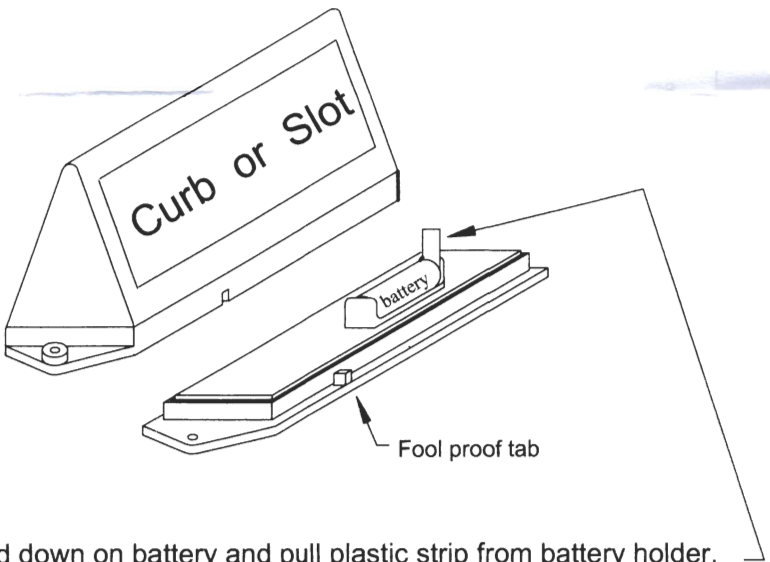


Double faced tape

STEP 1



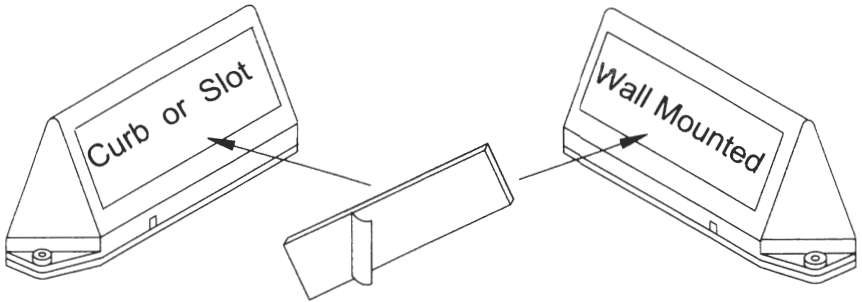
1. Remove bottom case by removing three screws.



2. Hold down on battery and pull plastic strip from battery holder.
3. Assemble the case back together.

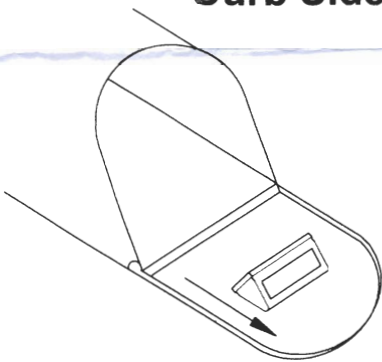
STEP 2

1. Peel off the protective cover on one side of the double faced tape and stick the tape on the side of the Sensor for your type of mailbox as shown below.



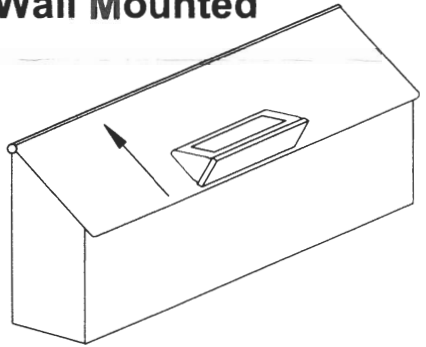
2. Peel off the cover on the other side of the double faced tape and stick the Sensor on your mailbox as shown below.

Curb Side



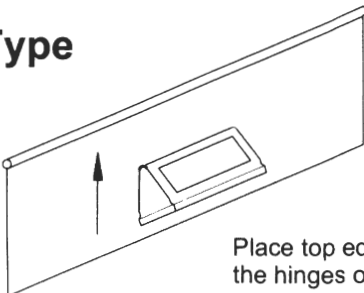
Place top edge of Sensor towards top of mailbox lid.

Wall Mounted



Place top edge of Sensor towards the hinges of the mailbox. Locate the Sensor at the bottom of the lid.

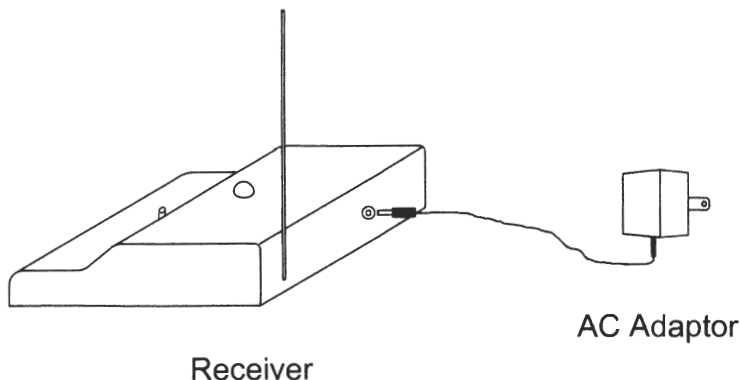
Slot Type



Place top edge of Sensor towards the hinges of the mailbox.

STEP 3

1. Plug the AC adaptor into the back of the Receiver.
2. Plug the AC adaptor into the wall outlet.
3. Straighten the antenna vertically.



Trouble shooting

1. Check if you mounted the Sensor correctly for your type of mailbox.
2. Check if the battery is installed correctly.
3. Try moving the Receiver to a new location in your home.

FCC ID: RNCMAIL-1100

This device complies with Part 15 of the FCC rules. Operation of this device is subject to the following conditions: (1) This device may not cause harmful interference, and (2) This device must accept any interference received, including interference that may cause undesired operation.

Caution: Changes or modifications not expressly approved by the party responsible for compliance could void the user's authority to operate the equipment.

Hanna Products Inc.

2602 37th Street, Rock Island, IL 61201

Phone (309) 788-1982 www.hannaproducts@aol.com

Patent No. 6,046,675

Designed in USA

Made in China