



HEMOCARE BEDS AND ACCESSORIES
Built Strong To Last Long



What does **Certified Medline Quality** Mean?



QUALITY

- Medline beds meet or exceed very stringent dynamic and static loading test requirements.
- Manufactured in ISO9001 or ISO13485 certified quality system environment under close supervision of our engineers and QA technicians.
- Each bed is inspected and fully system tested at maximum weight capacity.
- UL approved electrical components.

DEPENDABILITY

Our products are built so well that we back them by offering some of the longest warranties in the industry at no additional cost to our customers.

FULL SERVICE SUPPORT

- Technical support provided by extensively trained specialists.
- Dedicated, local sales representatives.
- Friendly customer service representatives.
- 29 Distribution locations for faster service.
- Engineers and Technicians for constant product innovation and improvement.

THE MEDLINE GUARANTEE

We guarantee everything we sell. Our products are built to last, as evidenced by our generous warranty. Should you have an issue with a Medline product, please call us or speak to your Medline sales representative and we will resolve the issue quickly and efficiently.



MedLite Beds



Basic and Bariatric Beds

Contact us today!

PHONE: 1-800-MEDLINE (1-800-633-5463) x 5349
8:00 AM - 5:00 PM CST

FAX: 1-800-351-1512

Competitive Bidding and Beds Announcement

CMS recently announced that a competitive bidding program scheduled to kick off January 1, 2011, in nine cities will slash reimbursement for certain durable medical equipment by, on average, 32%.*

Here's how Medline can help protect your business given the impact of competitive bidding:

Select a bed that will reduce the overall cost of ownership

MEDLINE SOLUTION

- Medline's MedLite beds feature a 5-year warranty that will help you reduce the overall cost of ownership. In addition to the longer warranty, features such as light-weight and washable electronics will help you improve overall operational efficiency

Choose less expensive beds for rentals that you expect to cap out

MEDLINE SOLUTION

- In addition to our top-of-the-line MedLite beds, Medline also offers a lower price point Basic bed that can help you reduce the up-front cost. And, even our Basic bed offers a generous 2-year warranty.

Adhere to the script for beds

MEDLINE SOLUTION

- Sometimes, HME providers offer full-electric beds when the script only calls for a semi-electric bed. Adhering to the script will help you reduce the cost of beds.

Work with a partner that can provide one-stop shopping for all beds and accessories

MEDLINE SOLUTION


- Not only does Medline offer one-stop-shop for beds, we offer many accessories. This means you don't have to waste a lot of time shopping around.

MEDLINE SOLUTION

- With more than 30 distribution centers, most of our beds are delivered next day. This will help you reduce inventory costs.



MedLite Bed



Our very best home care bed backed by the longest warranty in the industry!



Heavy duty hand pendant.



What's so great about our **MedLite** Bed?

LIGHTER

- We have the lightest beds on the market. Our MedLite semi-electric bed weighs only 137 lbs (62 kgs). Transport, setup and storage is easier with our MedLite beds.
- 12V DC motors are quiet and lightweight.

STRONGER

- Extra steel plate welded to the middle of the frame.
- Plastic end panels resist breakage.
- Heavy-duty remotes resist breakage and moisture.
- Painted frame has three coats of enamel plus a clear coat for a strong, chip and scratch-resistant finish.

EASIER

- Smooth rolling, 3" (8 cm) casters make the bed easy to move; two casters feature top-activated brakes to lock bed in position and prevent rolling.
- Electronics can be washed down with standard water pressure (no high pressure washers).
- Plastic end panels are easy to wipe down and keep clean.

PRODUCT SPECIFICATIONS

Height Range:	14.5" to 22.5" (37 to 57 cm)
Bed Deck Dimensions:	80" (203 cm) L x 36" (91 cm) W
Weight of Semi:	137 lbs (62 kgs)
Weight of Full:	145 lbs (66 kgs)
Weight Capacity:	450 lbs (204 kgs)
Casters:	4 total, 2 locking

WARRANTY

Electrical & Mechanical Components: **5 years**
 Bed Frame: **Lifetime**

Item #	Description
MDR107000P	Manual Bed
MDR107002L	Semi-Electric Bed
MDR107003L	Full Electric Bed

Mattresses and additional accessories on pages 8-11

NEW!

MedLite Low Bed

Same great features as the regular MedLite Bed but lower to reduce injuries from falls.

Our best value home care bed with five times the industry standard warranty!



- The Low Bed can be lowered 9.5" (24 cm) to the floor. That's less than the height of this brochure!



- Tough, durable panels resist strong impact and scratches for a longer life.

PRODUCT SPECIFICATIONS

Height Range:	9.5" to 22.5" (24 to 57 cm)
Weight Capacity:	450 lbs (204 kgs)
Casters:	4 total, 2 locking

WARRANTY

Electrical & Mechanical Components: **5 years**
 Bed Frame: **Lifetime**

Item #	Description
MDR107003LO	Full Electric Bed with Low-Rise Feature

Mattresses and additional accessories on pages 8-11



Easy to Deliver



Easy to Clean

Accessories for MedLite Beds



LOW BED ACCESSORY KIT

- Convert your Full Electric MedLite bed into the MedLite Low bed today! Easy and tool free install.
- Ordering information: MDSLOWBED



4" BED EXTENSION KIT

- Increases bed length from 80" to 84" (203 to 213 cm)
- No tools needed for assembly
- Retains 450 lb (204 kg) capacity
- Ordering information: MDR630EXT



TRANSPORT CART

- For transporting and storing beds
- Ordering information: MDSBEDCART





Our best value home care bed with twice the industry standard warranty!



NEW! Basic Bed

The best combination of value and comfort!

Delivers out-of-the-box reliability at an economical price, for years of dependable service and greater profitability.

LIGHTER

- Easy to transport with a foot section that weighs just 42 lbs (19 kgs).

EASIER

- Convenient DC motor box snaps off quickly, making delivery, set-up, and routine maintenance easier.

SAFER

- 9V battery back up allows movement during power failures. (Batteries not included)
- Headspring supports recessed to resist pinching and injuries.
- Foot assembly recessed to significantly reduce chance of pinching.

BETTER

- 2-Year Warranty.
- 100% system tested and certified.



9V Battery Back-up for Safety and Convenience

PRODUCT SPECIFICATIONS

Height Range:	15" to 20" (38 to 51 cm)
Bed Deck Dimensions:	80" (203 cm) L x 36" (91 cm) W
Weight Capacity:	450 lbs (204 kgs)
Casters:	4 total, 2 locking

WARRANTY

Electrical & Mechanical Components: **2 years**
 Bed Frame: **Lifetime**

Item #	Description
MDR107002E	Semi-Electric Bed
MDSBEDCART	Bed Cart

Mattresses and additional accessories on pages 8-11

NEW! Bariatric Bed




Our strongest home care bed is super tough and carries our extended 2 year warranty!



Our **Bariatric** bed is reinforced for maximum durability and peace-of-mind.

Delivers out-of-the-box reliability at an economical price, for years of dependable service and greater profitability.



STRONGER

- Ultra-quiet and smooth operation with three powerful AC motors that raise the head section, foot section, and overall bed height.
- Comfortably accommodates larger patients with 600 lbs (272 kgs) weight capacity and an extra-wide deck: 42" (107 cm) W x 80" (203 cm) L.
- Reinforced pan deck creates a strong bedding surface.

EASIER

- Split spring design sets up with minimal tools and simplifies delivery.

PRODUCT SPECIFICATIONS

Height Range:	18" to 26.5" (46 to 67 cm)
Bed Deck Dimensions:	80" (203 cm) L x 42" (107 cm) W
Weight Capacity:	600 lbs (272 kgs)
Casters:	4 total, 2 locking

WARRANTY

Electrical & Mechanical Components: **2 years**
 Bed Frame: **Lifetime**


Item #	Description
MDR107004	Bariatric Bed
MDR211892	Bariatric Mattress, Foam 600 lb (272 kg) wt. capacity
MDS89697BAR	Bariatric Bed Rails
MDR104700	Bariatric Overbed Table

Mattresses and additional accessories on pages 8-11

Mattresses



Our mattresses are constructed with durable 8 oz. vinyl and antimicrobial ticking and feature inverted side seams for patient comfort and caretaker convenience.



Item #	Description	Dimensions	Wt. Capacity
Innerspring			
MDR237827	7" (18 cm) Innerspring Mattress	36" x 80" x 7" (91 x 203 x 18 cm)	250 lbs (113 kgs)
MDR230982	8" (20 cm) Premium Innerspring Mattress	35" x 80" x 8" (89 x 203 x 20 cm)	400 lbs (181 kgs)
Foam			
MDR230981	6" (15 cm) Standard Foam Mattress	36" x 80" x 6" (91 x 203 x 15 cm)	350 lbs (159 kgs)
MDR211892	Bariatric Mattress	42" x 80" x 6" (107 x 203 x 15 cm)	600 lbs (272 kgs)
Basic			
MDR237827E	High Performance Fiber Mattress	36" x 80" x 6" (91 x 203 x 15 cm)	350 lbs (159 kgs)

*Rest assured...
our complete offering
of home healthcare
products enable
you to deliver the
optimum in quality,
comfort, and safety!*


ACCESSORIES

Side Rails



Mount easily — no tools necessary!
Attractive hammertone finish hides fingerprints and complements home décor.

MDS89697 | Half Rail




MEDLITE AND BASIC SIDE RAILS

- Spacing between bars is less than 4" (10 cm) for patient safety.
- MDS89694 and MDS89690 adjust in length from 48" to 72" (122 to 183 cm).
- Tool-free installation.

Item #	Description
MDS89697	Half Rail, Small Gap Clamp-on
MDS89690	Full Side Rail, 3 Bar Telescoping
MDS89694N	Full Side Rail, 4 Bar Telescoping

MDS89697BAR | Bariatric Half Rail



BARIATRIC BED RAIL


- Easy install with minimal tools.
- Pull knob to adjust height of the rail.
- Rail mounts to the pan deck under the mattress for a safe and solid mount.
- Rail is easily and quickly removable with a pull of the button.

Item #	Description
MDS89697BAR	Half Rail, Bariatric, Bolt-on

MDS89690 | Telescoping Full Rail



MDS89694N | Telescoping Full Rail



Trapeze Bars

Our Trapeze is designed to assist individuals in changing positions while in bed and aid in transferring in and out of bed.



Frame is constructed of heavy-gauge, chrome plated, steel tubing for maximum strength. Wall bumpers and padded mounting brackets protect bed ends and wall surfaces.

- Assembles without tools.
- Optional base allows trapeze to be free standing.
- 250 lb (113 kg) assisted weight capacity.

Item #	Description
MDS80615T	Trapeze Bar
MDS80616T	Trapeze Base (Optional)

Mounts to bed or optional base.

BARIATRIC TRAPEZE BAR

Frame is constructed of heavy-gauge, steel tubing for maximum strength.

- Four-piece sub-assembly significantly reduces set-up time.
- Tool-free design simplifies assembly.
- 1000 lb (454 kg) assisted weight capacity.

Item #	Description
MDS1000TPZ	Bariatric Trapeze Bar



Overbed Tables

Ideal for reading, writing, eating and many other activities.



MDS107015



MDS104015



MDS104950

COMPOSITE-TOP

- 30" x 15" (76 x 38 cm) molded composite top.
- Easy to keep clean.
- Impervious to moisture.
- Will not crack or peel like wood tables.
- One-hand adjustable from 30" to 47" (76 to 119 cm).
- Durable, chrome base.
- Holds up to 50 lbs (23 kgs).

LAMINATE-TOP

- 30" x 15" (76 x 38 cm) top with walnut wood grain melamine laminate with a T-mold edge.
- Automatic spring lift mechanism adjusts height from 28" to 45" (71 to 114 cm).
- Chrome-plated column and base.
- Holds up to 50 lbs (23 kgs).

LAMINATE TILT-TOP

- 30" x 15" (76 x 38 cm) top with walnut wood grain melamine laminate with a "T" mold edge. Raised edge to hold books and papers in place.
- Three-position tilt with squeeze of the handle.
- Height adjustable from 28" to 45" (71 to 114 cm).
- Separate tilt and raise/lower handles allow for safe and independent operation of table functions.
- Holds up to 50 lbs (23 kgs).

Item #	Description
MDS107015	Composite-Top, Overbed Table
MDS104015	Walnut Laminate Overbed Table
MDS104950	Walnut Tilt-Top Laminate Overbed Table

Hydraulic Lift

Medline's Hydraulic Lift is as strong as its 3 year warranty!



Strong, Reliable and Easy to Operate!

We know how important it is to keep employees safe and at the same time provide secure resident care.

- 6 point cradle for maximum safety.
- The base opens with an easy hand lever.

Comes with a FREE 6 point full body sling!



PRODUCT SPECIFICATIONS

Overall Base Height:	5.5" (14 cm)
Overall Length:	42" (107 cm)
Outside Width of Base Open:	31.5" (80 cm)
Outside Width of Base Closed:	26" (66 cm)
Inside Width of Base Open:	33.5" (85 cm)
Inside Width of Base Closed:	22" (56 cm)

WARRANTY

Mechanical Components: **3 years**

Item #	Description
MDS88200D	Hydraulic Lift



Medline Industries, Inc.

One Medline Place
Mundelein, IL 60060

Medline United States
1-800-MEDLINE (633-5463)

www.medline.com | info@medline.com

Medline Canada
1-800-396-6996

www.medline.ca | canada@medline.com

Medline México
01-800-831-0898

www.medlinemexico.com | mexico@medline.com

Some products may not be available for sale in Mexico or Canada. Please contact your Account Representative for additional information. We reserve the right to correct any errors that may occur within this brochure. ©2009 Medline Industries, Inc. Medline is registered trademark of Medline Industries, Inc.

MKT209324/LIT158

MKT210259 / LIT158